



Co-funded by the
Erasmus+ Programme
of the European Union



SAVE ENERGY – SAVE THE WORLD OBSERVATION EVALUATION RESULTS THE REPORT FROM THE FIRST PART OF SCHOOL YEAR 2017/18 OKTOBER – JANUARY



Erasmus+



The aim of our project is:

- 1) to raise awareness about the importance of energy conservation and the environmental problems created as a result of the energy production process;
- 2) to ensure that the knowledge given at school is put into practice in daily life;
- 3) to lay out different methods and techniques used in education to ensure permanent learning;
- 4) to find out about the different applications of practices towards energy conservation in different countries;
- 5) to adapt successful practices to our own school.



Erasmus+



The objective of the survey was:

- ✓ to check the way of using electricity and water among children and their families.
- The survey was carried out using evaluation forms where *'smiling face'*



or



was given according to conduct observation. The evaluation forms consisted of different manners for using water and electricity:



Erasmus+



WATER SAVING:

1. Enough water use for personal care.
2. Water used unnecessarily.
3. Turn a tap off.
4. Turn a tap off – warning family members.

ENERGY SAVING:

1. Use electricity not unnecessarily.
2. Unnecessarily lights off.
3. Turn off.
4. Unnecessary electrical use; warning family.



Erasmus+



All data collected refer to 4 months of the project from October 2017 to January 2018. Each partner school evaluated its own pupils. Finally, the results of the evaluation were sent to Poland via email where was done the final report.



Erasmus+

RESULTS OCTOBER - JANUARY 2017/2018



WATER SAVING:

Indicators Students	ROMANIA				BULGARIA				GREECE			
	1	2.	3.	4.	1.	2.	3.	4.	1.	2.	3.	4.
Romania - 128	122 😊	121 😊	119 😊	119 😊	131 😊	132 😊	127 😊	133 😊	52 😊	52 😊	53 😊	55 😊
Bulgaria - 152												
Greece - 64	6 😞	7 😞	9 😞	9 😞	21 😞	20 😞	25 😞	19 😞	12 😞	12 😞	11 😞	9 😞



























Erasmus+



RESULTS OCTOBER - JANUARY 2017/2018

WATER SAVING:

Indicators Students	TURKEY				ITALY				POLAND			
	1	2	3	4	1	2	3	4	1	2	3	4
Turkey – 533	384 	378 	381 	379 	37 	38 	37 	33 	128 	125 	124 	129 
Italy – 50												
Poland – 140	149 	155 	152 	154 	13 	12 	13 	17 	12 	15 	16 	11 



Erasmus+



























To sum up all data about WATER SAVING:

- ✓ 1067 pupils from 6 schools took part in this survey
- ✓ 854 (80%) of them use enough water for personal care
- ✓ 221 (20%) pupils use water unnecessarily
- ✓ 841 (78%)pupils turn a tap off
- ✓ 848 (79%) pupils warn family members – tap off



ENERGY SAVING:

Indicators Students	ROMANIA				BUŁGARIA				GREECE			
	1	2	3	4	1	2	3	4	1	2	3	4
Romania - 128 Bulgaria - 152 Greece - 64	120 	116 	114 	112 	135 	139 	138 	140 	52 	58 	53 	55 
	8 	12 	14 	16 	17 	13 	14 	12 	12 	6 	11 	9 



























Erasmus+



RESULTS OCTOBER - JANUARY 2017/2018

ENERGY SAVING:

Indicators Students	TURKEY				ITALY				POLAND			
	1	2	3	4	1	2	3	4	1	2	3	4
Turkey – 533	374	352	354	340	37	38	37	33	124	118	120	121
Italy – 50												
Poland - 140	159	181	179	193	13	12	13	17	16	22	20	19
												



Erasmus+



To sum up all data about ENERGY SAVING:

- ✓ 1067 pupils from 6 schools took part in this survey
- ✓ 842 (79%) of them use electricity not unnecessarily
- ✓ 821 (77%) pupils turn off unnecessarily lights
- ✓ 816 (76%) pupils tap off
- ✓ 266 (25%) of pupils use unnecessary electricity: warning family members



Erasmus+



Children are happy to learn how to use water and electricity to save them. Compared to the previous year, the results from the observation forms are better by 10 % than a year ago.

Pupils know about the project “SAVE ENERGY – SAVE THE WORLD” and they are very enthusiastic about it.